



50 mm sq.

1.8°/step **Slim form** **RoHS**

Bipolar winding, Lead wire type

Customizing

Hollow **Shaft modification**

Varies depending on the model number and quantity. Contact us for details.

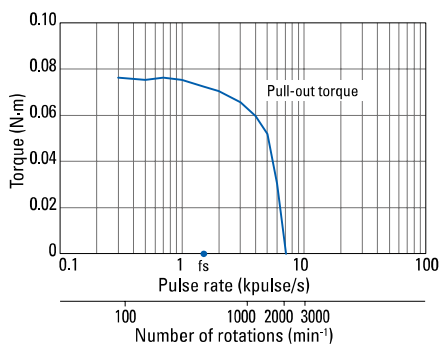
Bipolar winding, Lead wire type

Model no.		Holding torque at 2-phase energization	Rated current	Wiring resistance	Winding inductance	Rotor inertia	Mass	Motor length (L)
Single shaft	Dual shaft	N·m min.	A/phase	Ω/phase	mH/phase	$\times 10^{-4}$ kg·m ²	kg	mm
SS2501-8040	SS2501-8010	0.1	1	4.5	2	0.026	0.09	11.4
SS2502-8040	SS2502-8010	0.215	1	5.9	3.2	0.049	0.15	16.4

Characteristics diagram

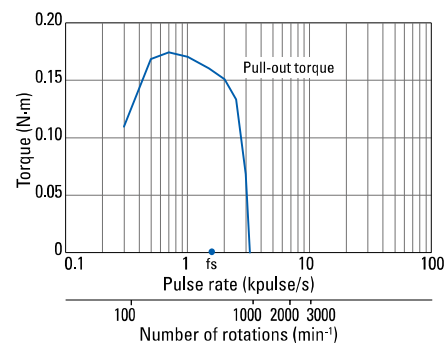
SS2501-8040 SS2501-8010

Constant current circuit
Source voltage: 24 VDC
Operating current:
1 A/phase, 2-phase
energization (full-step)
Pull-out torque:
 $J_L=0.01 \times 10^{-4}$ kg·m² (pulley
balancer method)
fs: Maximum self-start
frequency when not
loaded

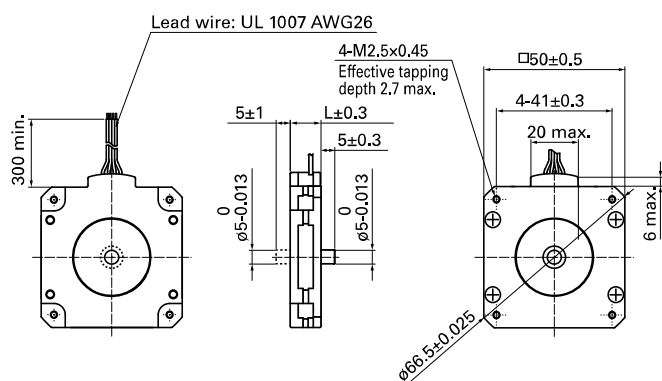


SS2502-8040 SS2502-8010

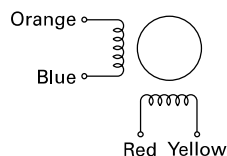
Constant current circuit
Source voltage: 24 VDC
Operating current:
1 A/phase, 2-phase
energization (full-step)
Pull-out torque:
 $J_L=0.01 \times 10^{-4}$ kg·m² (pulley
balancer method)
fs: Maximum self-start
frequency when not
loaded



Dimensions (Unit: mm)



Internal wiring



Compatible drivers

Driver is not included.

If you require assistance finding a driver, contact us for details.