

Specifications

For other materials or modifications, please consult TESCOM.

OPERATING PARAMETERS

Pressure rating per criteria of ANSI/ASME B31.3

Maximum Inlet Pressure

3000 psig / 207 bar

Outlet Pressure Ranges

0-30 psig / 0-2.1 bar
 0-60 psig / 0-4.1 bar
 0-100 psig / 0-6.9 bar
 0-150 psig / 0-10.3 bar
 0-200 psig / 0-13.8 bar
 0-300 psig / 0-20.7 bar
 0-500 psig / 0-34.5 bar
 0-750 psig / 0-51.7 bar
 0-1000 psig / 0-68.9 bar
 0-1500 psig / 0-103 bar

Design Proof Pressure

150% of rated pressure

Leakage

Internal: Bubble-tight
External: Bubble-tight

Operating Temperature

-40°F to 165°F / -40°C to 74°C

Flow Capacity

$C_v = 0.06$

MEDIA CONTACT MATERIALS

Seat

PTFE (Regulators), CTFE (Valves)

Friction Sleeve (Inner)

PTFE

Friction Sleeve (Outer)

316 Stainless Steel

Body

Brass, 316 Stainless Steel

Diaphragm (Outlet Option 0-5)

316 Stainless Steel

O-Rings (Outlet Option 6-9)

Nitrile, Buna-N

Remaining Parts

Brass, 316 Stainless Steel

OTHER

Panel

Brushed 304 Stainless Steel

Cleaning

CGA 4.1 and ASTM G93

Weight (approximate)

10 lbs / 4.5 kg

Teflon® is a registered trademark of E.I. du Pont de Nemours and Company.



TESCOM NA4 Series Changeover System is designed to ensure a continuous supply of carrier and calibration gases with no interruption due to supply depletion or change out. Complete systems can include CGA connections, hoses, check valves, purge valves, pressure switches, alarms, etc.

Applications

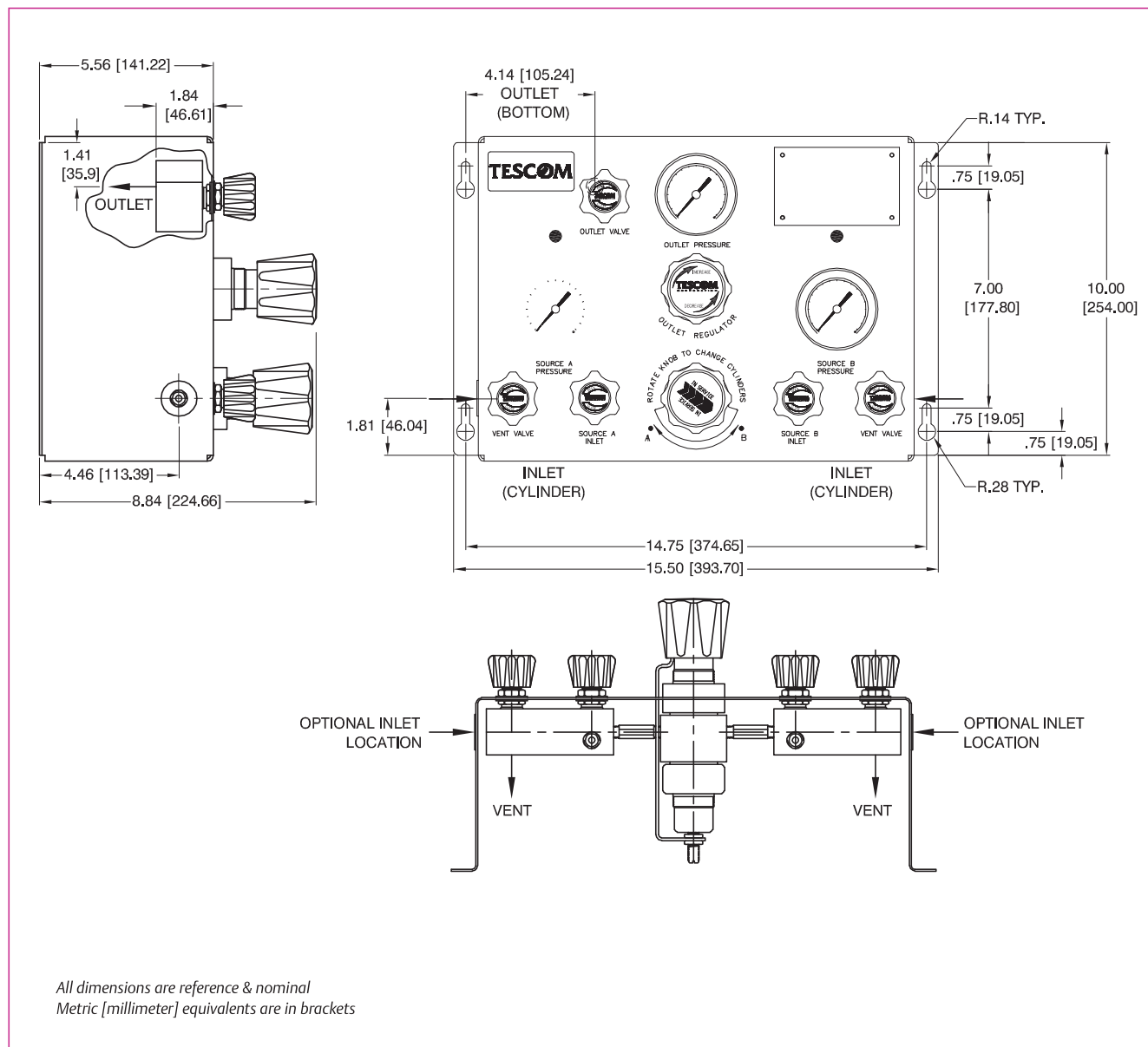
- Petrochemical analyzer sampling systems
- Gas delivery systems
- Laboratories
- Welding gases

Features and Benefits

- Supports up to eight cylinders per side - 16 total
- Brass or Stainless Steel regulators and valves
- Flexibility in shut-off valve type and location for increased customizing
- Available with either a low pressure or high pressure line regulator
- Optional remote mount annunciator

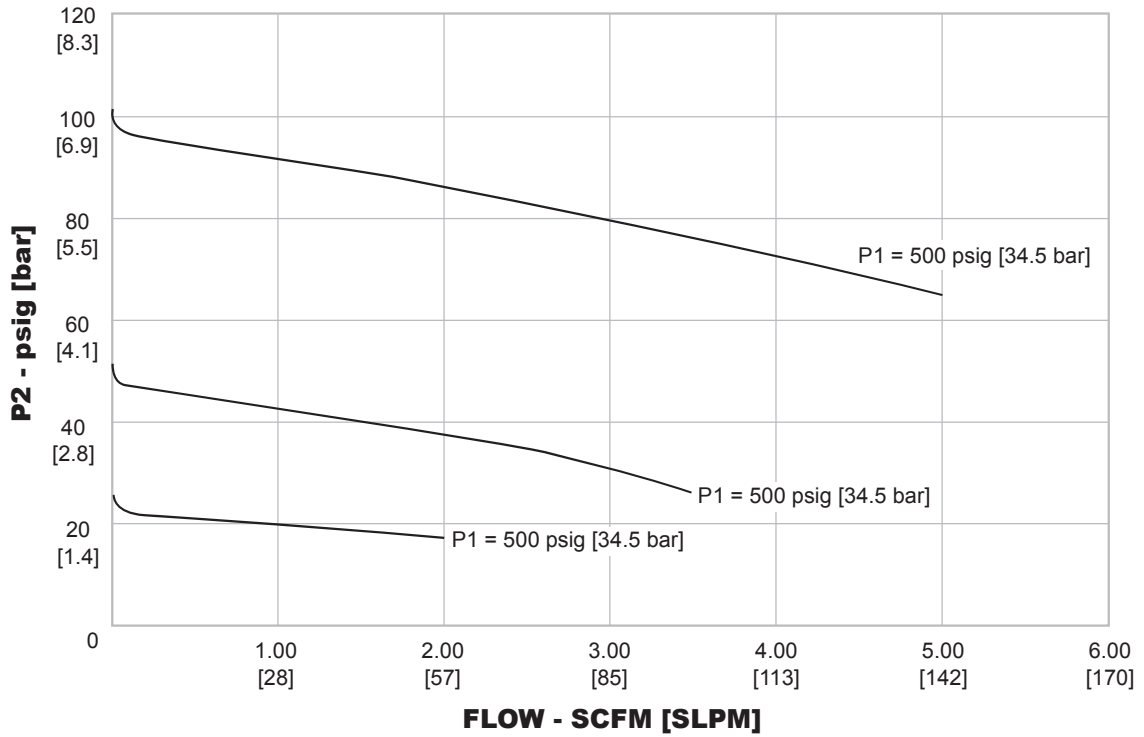
NA4 SERIES

NA4 Series Changeover System Drawing

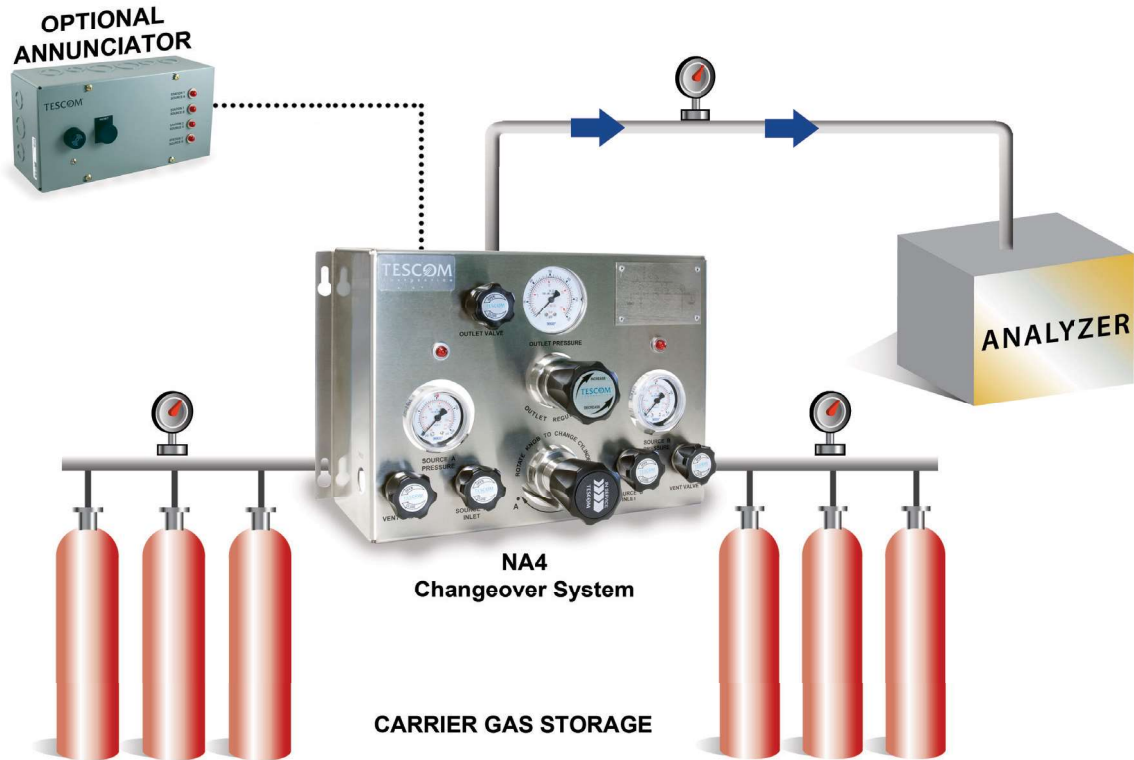


NA4 Series Changeover System Flow Chart

For more information on how to read flow curves, please refer to the Flow Curves and Calculations document (debul2007x012) in the TESCO catalog or on www.tescom.com.



NA4 Series Typical Installations



NA4 SERIES

NA4 Series Changeover System Part Number Selector

Repair Kits, Accessories & Modifications may be available for this product. Please contact TESCOM for more information.

Example for selecting a part number:

NA4	1	6	2	1	1	0	0	5	4	6	4
BASIC SERIES	INLET & OUTLET PORT SIZE & TYPE	BODY MATERIAL	OUTLET PRESSURE RANGE	MAXIMUM INLET PRESSURE	OUTLET RELIEF VALVE	REGULATOR TYPE	PRESSURE SWITCH OPTIONS	ANNUNCIATOR OPTIONS	CHECK/SHUT-OFF VALVE OPTIONS	CONNECTION TYPE	NUMBER OF BOTTLES
NA4	1 - 1/4" NPTF	1 - Brass 6 - 316 Stainless Steel		1 - 3000 psig 206 bar	0 - No 1 - Yes	0 - Non-Venting 3 - Venting	4 - None 0 - Gauge with integral switch on inlets; lights on panel 1 - Gauge with integral switch on inlets; NO lights or light holes on panel	0 - None 5 - Four channel remote mount annunciator with enclosure	0 - None 1 - Standard check valves (at inlets of panel) 2 - Check valves integrated with CGA or BS nipple on each hose 3 - Shut-off valve on each hose 4 - Shut-off valve and integrated check on each hose 5 - Standard check valves (at inlets of panel) and shut-off valve on each hose		0 2 4 6 8 10 12 14 16

NO.	OUTLET PRESSURE	CHANGEOVER DELIVERY	PRESSURE SWITCH SETTING	OUTLET GAUGE	RELIEF VALVE CRACK PRESSURE
C	0-30	150	200	60	45
0	0-30	270	300	60	45
1	0-50	270	300	160	90
2	0-100	270	300	200	150
3	0-150	270	300	300	225
B	0-200	270	300	300	225
4	0-200	450	500	600	300
5	0-300	450	500	600	450
6	0-500	700	770	1000	750
7	0-750	900	990	1500	1125
8	0-1000	1200	1320	2000	1500
9	0-1500	2000	2200	2000	2000

NO.	CONNECTION TYPE	PRESSURE SWITCH AND RELIEF VALVE O-RING	HOSE CORE MATERIAL	HOSE JACKET MATERIAL
0	No CGA Fittings, No Hoses	N/A	N/A	N/A
1	1/4" Female End	Buna	Teflon®	Stainless Steel Braid
2	1/4" Female End	Buna	Nylon	Polyurethane
3	CGA 580 (Helium)	Buna	Nylon	Polyurethane
4	CGA 580 (Argon, Nitrogen)	Buna	Teflon®	Stainless Steel Braid
5	CGA 350 (Hydrogen)	Buna	Nylon	Polyurethane
6	CGA 320 (Carbon Dioxide)	Buna	Teflon®	Stainless Steel Braid
7	BS3 (Helium)	Buna	Nylon	Polyurethane
8	BS3 (Argon, Nitrogen)	Buna	Teflon®	Stainless Steel Braid
9	BS4 (Hydrogen)	Buna	Nylon	Polyurethane
A	BS8 (Carbon Dioxide)	Buna	Teflon®	Stainless Steel Braid
E	1/4" Female End	Buna	Stainless Steel	Stainless Steel Braid