

Specifications

For other materials or modifications, please consult TESCO M.

OPERATING PARAMETERS

Pressure rating per criteria of ANSI/ASME B31.3

Maximum Inlet Pressure

Air Loaded: 500 psig / 34.5 bar

Dome Loaded: 5500 psig / 379 bar

Spring Loaded: 500 psig / 34.5 bar

Design Proof Pressure

150% of maximum operating

Maximum Air Operator Pressure

100 psig / 6.9 bar

Operating Temperature¹

-40°F to 165°F / -40°C to 74°C

Internal Leakage

Bubble-tight

Flow Capacity (main valve)

$C_v = 5.0$

MEDIA CONTACT MATERIALS

Body

303 Stainless Steel and 316 Stainless Steel

Seat

Glass Filled Peek, Polyimide (Vespe l® SP21)

O-Rings

Nitrile, Buna-N, FKM (Viton®-A), Ethylene Propylene

Back-up Rings

PTFE

Remaining Parts

303 Stainless Steel

OTHER

Cleaning

CGA 4.1 and ASTM G93

Weight (approximately)

30 lbs / 13.6 kg

¹. Operating temperature range dependent on O-ring material. Teflon®, Viton® and Vespe l® are registered trademarks of E.I. du Pont de Nemours and Company.



SPRING LOADED

TESCOM 54-2700 Series high flow backpressure regulator. The soft seat allows for hydraulic or pneumatic service. Optional with air load for use with the TESCO M ER5000 Electropneumatic Controller.

Applications

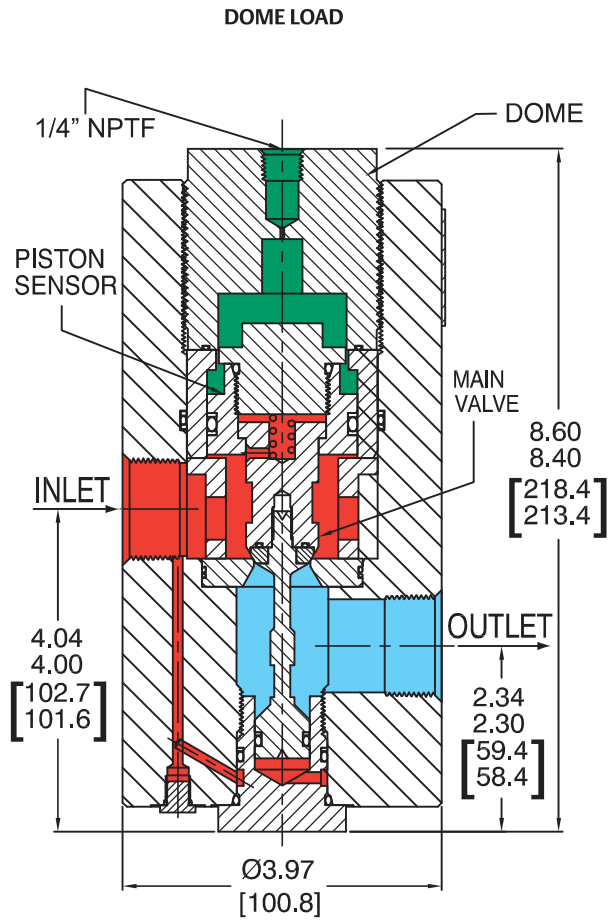
- Process control
- High flow pump discharge control
- Hydraulic test stands

Features and Benefits

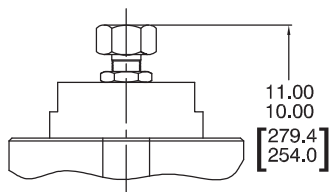
- Available in air, dome, and spring loaded versions
- Compatible with TESCO M ER5000 Electropneumatic Controller (air load only)
- High flow: $C_v = 5.0$
- 500 or 5500 psig / 34.5 or 379 bar maximum controlled pressure range

54-2600 SERIES

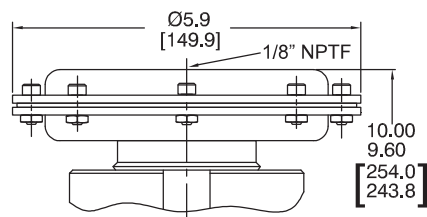
54-2700 Series Regulator Drawing



SPRING LOAD



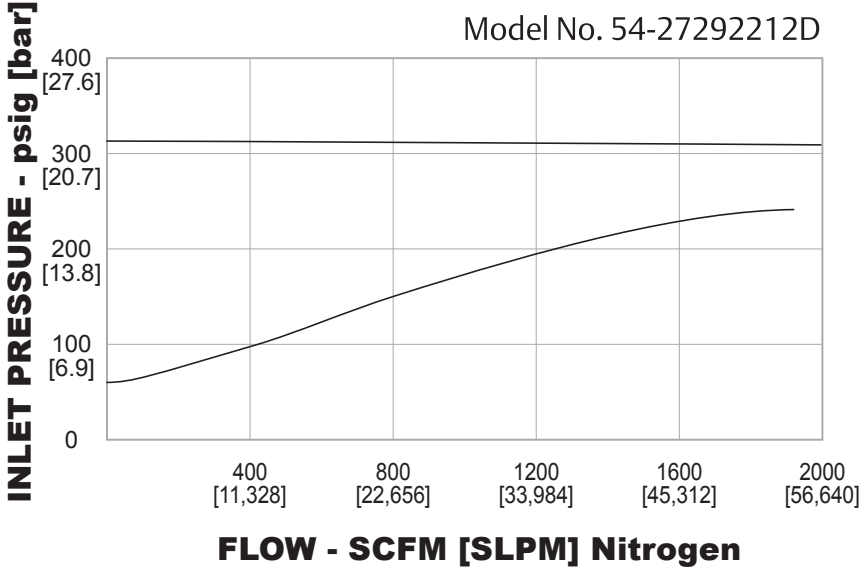
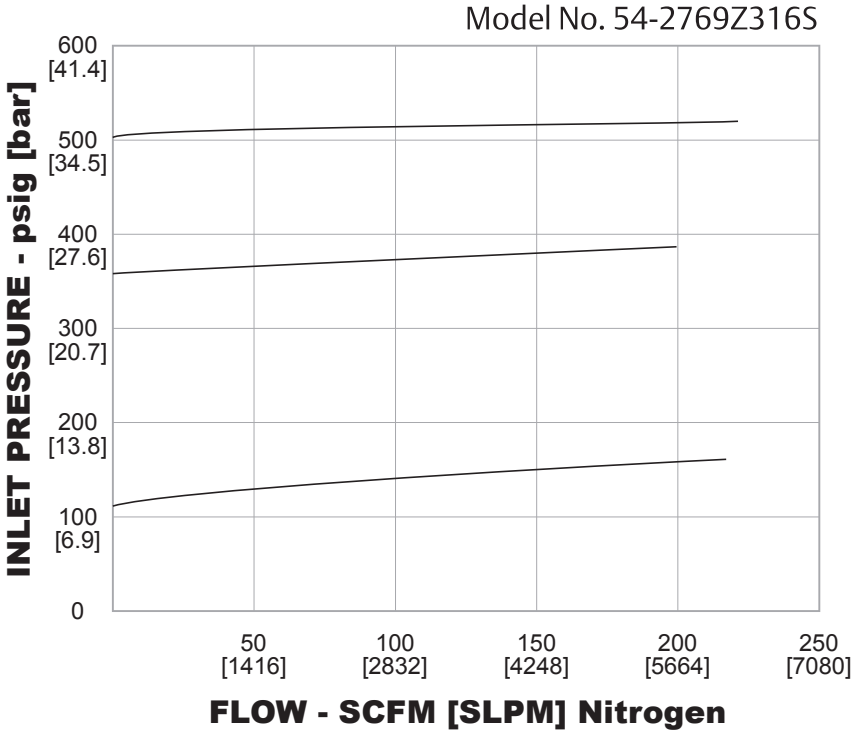
AIR LOAD



All dimensions are reference & nominal
Metric [millimeter] equivalents are in brackets

54-2700 Series Regulator Flow Charts

For more information on how to read flow curves, please refer to the Flow Curves and Calculations document (debul2007x012) in the TESCO catalog or on www.tescom.com.



54-2600 SERIES

54-2700 Series Regulator Part Number Selector



Learn more about common options.

For modifications, repair kits and accessories, contact factory.

Example for selecting a part number:

54-27 2 9 Z 2 16 A

BASIC SERIES	BODY MATERIAL	CONTROL PRESSURE	SOFT GOODS MATERIAL			INLET AND OUTLET PORT TYPE	PORT SIZE	LOADING OPTIONS
			O-RINGS	SEAT	TEMPERATURE			
54-27	2 – 303 Stainless Steel	9 – 500 psig / 34.5 bar (5500 psig / 379 bar for dome load only)	T – FKM (Viton®-A)	Glass Filled Peek	-15°F to 300°F -26°C to 149°C	1 – SAE* 2 – NPTF 3 – MS33649	16 – 1"	A – Air D – Dome S – Spring
	6 – 316 Stainless Steel		Z – Ethylene Propylene	Glass Filled Peek	-40°F to 250°F -40°C to 121°C			
			D – Nitrile, Buna-N	Polyimide (Vespe ^l ® SP21)	-40°F to 165°F -40°C to 74°C			
			V – FKM (Viton®-A)		-15°F to 300°F -26°C to 149°C			

*Body diameter is 4.50"