

## Specifications

For other materials or modifications, please consult TESCOM.

### OPERATING PARAMETERS

Pressure rating per criteria of ANSI/ASME B31.3

#### Maximum Inlet Pressure

6000 psig / 414 bar

#### Outlet Pressure Range

0-5000 psig / 0-345 bar

#### Design Proof Pressure

150% maximum rated

#### Leakage

Bubble-tight

#### Ambient Operating and Fluid Temperature

See Part Number Selector

#### Flow Capacity

1/4" Main Valve:  $C_v = 0.80$

3/8" Main Valve:  $C_v = 2.0$

### MEDIA CONTACT MATERIALS

#### Body

303 Stainless Steel, 316 Stainless Steel, or Brass

#### Main Valve Seat

PCTFE, PTFE, or Polyimide (Vespe<sup>l</sup>)

#### O-Ring

Nitrile, Buna-N, FKM (Viton<sup>®</sup>-A), or Ethylene Propylene

#### Back-up Ring

PTFE

#### Gasket

PCTFE or Polyimide (Vespe<sup>l</sup>)

#### Remaining Parts

300 Series Stainless, 17-4 PH Stainless Steel

### OTHER

#### Connections

**Inlet and Outlet:** 1/4", 1/2", and 3/4" NPTF

**Dome Port:** 1/4" NPTF

#### Cleaning

CGA 4.1 and ASTM G93

#### Weight

8.0 lbs / 3.6 kg

Teflon<sup>®</sup>, Viton<sup>®</sup>, and Vespe<sup>l</sup> are registered trademarks of E.I. du Pont de Nemours and Company.



TESCOM 44-4200 Series is a high pressure, dome loaded, pressure reducing regulator with a  $C_v = 0.80$  or 2.0 available. This regulator is rated up to 6000 psig / 414 bar inlet and 5000 psig / 345 bar outlet.

### Applications

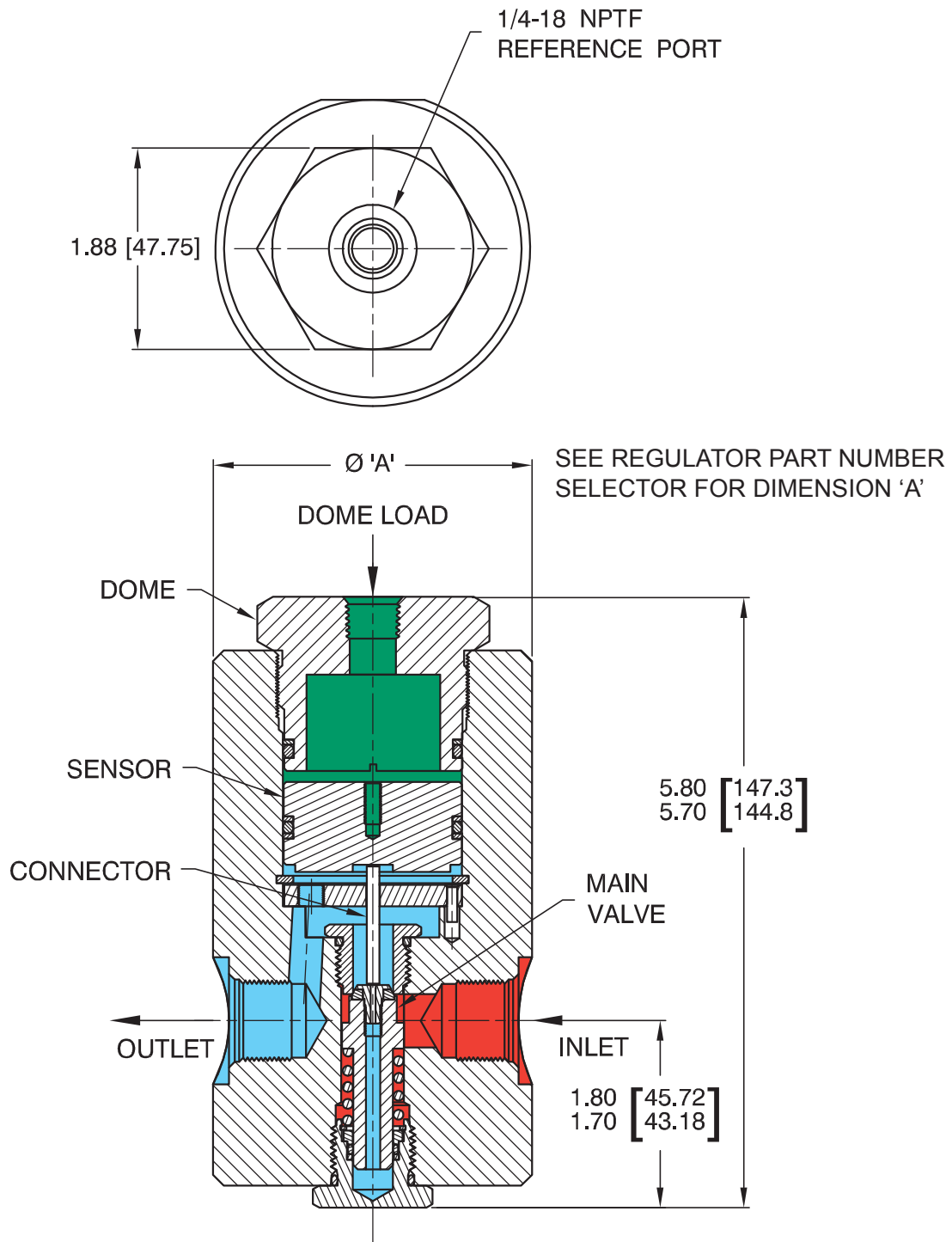
- Fire suppression equipment
- CNG filling

### Features and Benefits

- Available in Brass or Stainless Steel
- Features piston-style sensor and balanced main valve
- Non-venting
- Body and soft goods material options
- High flow, high pressure

# 44-4200 SERIES

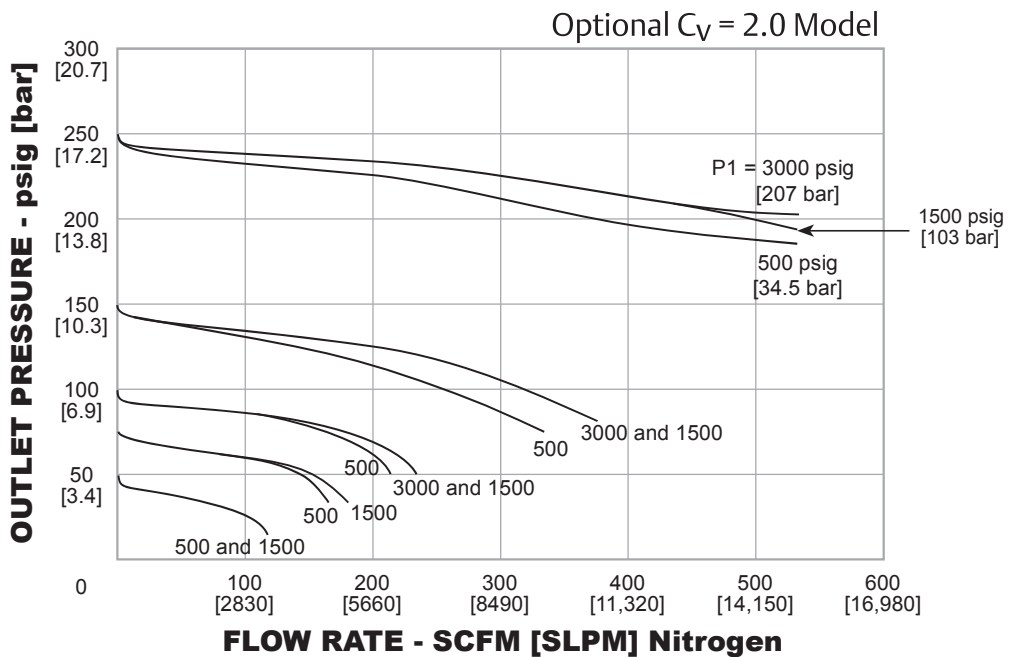
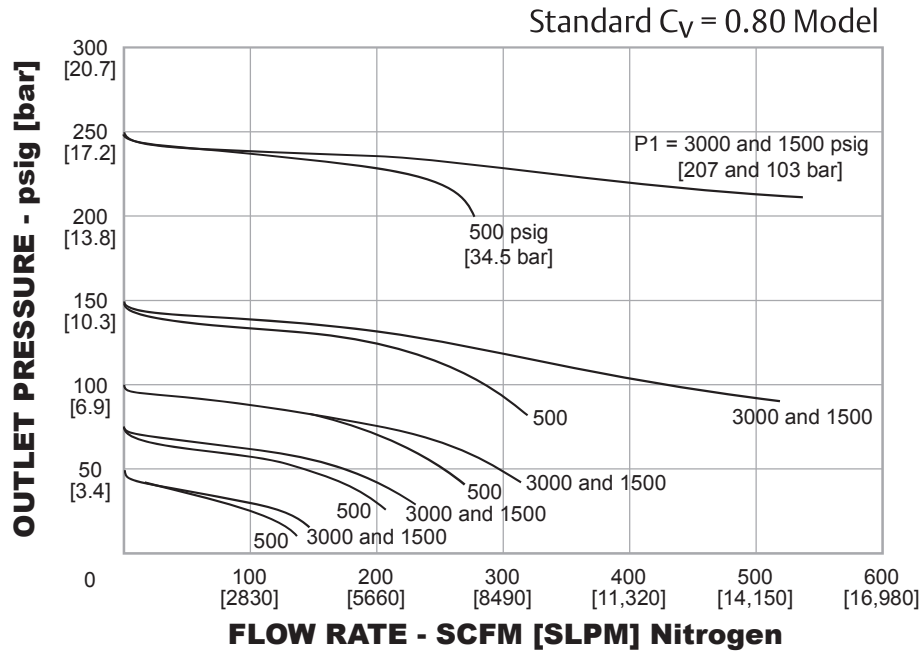
## 44-4200 Series Regulator Drawing



All dimensions are reference & nominal  
Metric [millimeter] equivalents are in brackets

44-4200 Series Regulator Flow Charts

For more information on how to read flow curves, please refer to the Flow Curves and Calculations document (debul2007x012) in the TESCOM catalog or on www.tescom.com.



# 44-4200 SERIES

## 44-4200 Series Regulator Part Number Selector



**Learn more about common options.**

For modifications, repair kits and accessories, contact factory.

Example for selecting a part number:

44-42	1	5	A				2	4	- 005							
			BASIC SERIES	BODY MATERIAL	OUTLET PRESSURE RANGE	SOFT GOODS				INLET AND OUTLET PORT TYPE	INLET AND OUTLET PORT SIZE	DIAMETER 'A'	MOD. NUMBER			
						O-RING								SEAT	GASKET	TEMPERATURE*
44-42	1 – Brass 2 – 303 Stainless Steel	5 – 0-5000 psig 0-345 bar	A – Nitrile, Buna-N	PCTFE	PCTFE	-40°F to 165°F -40°C to 74°C	1 – SAE 2 – NPTF 3 – MS33649	4 – 1/4" 8 – 1/2" 12 – 3/4" (NPTF and SAE only)	2.47" 2.47" 2.98" (2.98" SAE) 2.98" (3.48" SAE)	-005 – C <sub>v</sub> = 2.0						
				PTFE	PCTFE	-40°F to 165°F -40°C to 74°C										
	6 – 316 Stainless Steel		B – Nitrile, Buna-N	PCTFE	PCTFE	-15°F to 165°F -26°C to 74°C										
				E – FKM (Viton®-A)	PTFE	PCTFE					-15°F to 165°F -26°C to 74°C					
				F – FKM (Viton®-A)	Polyimide	Polyimide					-15°F to 250°F -26°C to 121°C					
					(Vespel®)	(Vespel®)					-40°F to 250°F -40°C to 121°C					
				G – FKM (Viton®-A)	Polyimide	Polyimide					-40°C to 121°C -40°F to 165°F					
					(Vespel®)	(Vespel®)					-40°F to 165°F -40°C to 74°C					
					PCTFE	PCTFE										
					H – E.P.											
			L – E.P.													

\* Brass body is limited to +200 °F (93 °C) maximum.