



60 mm sq.

1.8°/step **RoHS**

Bipolar winding, Connector type

Bipolar winding, Lead wire type

Dimensions for attaching NEMA23 are interchangeable (47.14 mm-pitch)

Unipolar winding, Connector type ▶ p. 58

Unipolar winding, Lead wire type

Dimensions for attaching NEMA23 are interchangeable (47.14 mm-pitch) ▶ p. 58

Customizing

[Hollow](#) [Shaft modification](#)

[Decelerator](#) [Encoder](#)

[Brake](#)

Varies depending on the model number and quantity. Contact us for details.

Bipolar winding, Connector type

Model no.		Holding torque at 2-phase energization	Rated current	Wiring resistance	Winding inductance	Rotor inertia	Mass	Motor length (L)
Single shaft	Dual shaft	N·m min.	A/phase	Ω/phase	mH/phase	$\times 10^{-4}$ kg·m ²	kg	mm
103H7821-5740	103H7821-5710	0.88	2	1.27	3.3	0.275	0.6	44.8
103H7821-1740	103H7821-1710	0.88	4	0.35	0.8	0.275	0.6	44.8
103H7822-5740	103H7822-5710	1.37	2	1.55	5.5	0.4	0.77	53.8
103H7822-1740	103H7822-1710	1.37	4	0.43	1.38	0.4	0.77	53.8
103H7823-5740	103H7823-5710	2.7	2	2.4	9.5	0.84	1.34	85.8
103H7823-1740	103H7823-1710	2.7	4	0.65	2.4	0.84	1.34	85.8

Motor cable: model no. 4837961-1

Bipolar winding, Lead wire type Dimensions for attaching NEMA23 are interchangeable (47.14 mm-pitch)

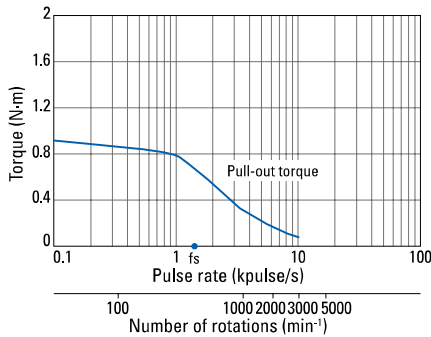
Model no.		Holding torque at 2-phase energization	Rated current	Wiring resistance	Winding inductance	Rotor inertia	Mass	Motor length (L)
Single shaft	Dual shaft	N·m min.	A/phase	Ω/phase	mH/phase	$\times 10^{-4}$ kg·m ²	kg	mm
103H7821-5760	103H7821-5730	0.88	2	1.27	3.3	0.275	0.6	43.5
103H7821-1760	103H7821-1730	0.88	4	0.35	0.8	0.275	0.6	43.5
103H7822-5760	103H7822-5730	1.37	2	1.55	5.5	0.4	0.77	52.5
103H7822-1760	103H7822-1730	1.37	4	0.43	1.38	0.4	0.77	52.5
103H7823-5760	103H7823-5730	2.7	2	2.4	9.5	0.84	1.34	84.5
103H7823-1760	103H7823-1730	2.7	4	0.65	2.4	0.84	1.34	84.5

Characteristics diagram

103H7821-5740
103H7821-5710

103H7821-5760
103H7821-5730

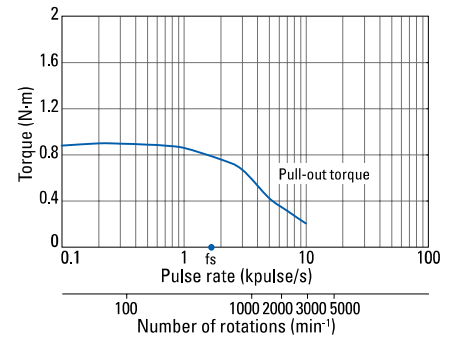
Constant current circuit
Source voltage: 24 VDC
Operating current:
2 A/phase, 2-phase
energization (full-step)
Pull-out torque:
 $J_s=2.6 \times 10^{-4}$ kg·m² (use the
rubber coupling)
fs: Maximum self-start
frequency when not
loaded



103H7821-1740
103H7821-1710

103H7821-1760
103H7821-1730

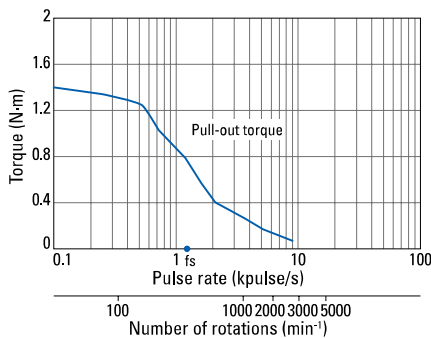
Constant current circuit
Source voltage: 24 VDC
Operating current:
4 A/phase, 2-phase
energization (full-step)
Pull-out torque:
 $J_s=2.6 \times 10^{-4}$ kg·m² (use the
rubber coupling)
fs: Maximum self-start
frequency when not
loaded



103H7822-5740
103H7822-5710

103H7822-5760
103H7822-5730

Constant current circuit
Source voltage: 24 VDC
Operating current:
2 A/phase, 2-phase
energization (full-step)
Pull-out torque:
 $J_s=2.6 \times 10^{-4}$ kg·m² (use the
rubber coupling)
fs: Maximum self-start
frequency when not
loaded



103H7822-1740
103H7822-1710

103H7822-1760
103H7822-1730

Constant current circuit
Source voltage: 24 VDC
Operating current:
4 A/phase, 2-phase
energization (full-step)
Pull-out torque:
 $J_s=2.6 \times 10^{-4}$ kg·m² (use the
rubber coupling)
fs: Maximum self-start
frequency when not
loaded

